



Storytelling with Tech – Passover Edition

Topic

Holidays, *Parshiyot* (Torah portions), Midrash

Grade Level(s)

Elementary, Intermediate

Goals for the Lesson/Activity

Students will

- Use a technology tool to retell and/or reimagine Jewish content while making personal connections to Jewish stories, heroes, or holidays
- Collaborate as a classroom community while working with Jewish content

Technology needed

- Tablets (iPad or Android)
- Internet connection (WiFi and associated passwords for devices being used)

Background for Teachers




Using technology in the classroom has the potential to engage students in curriculum and reach them through learning modes that they are extremely familiar with. As the teacher, you do not need to be an expert in the app/online tool. Rather, you need to have an understanding of what each technology tool can do and how it can be used by students to achieve the learning goals that you set out for your class. Below, you will find suggested learning goals (which we encourage you to adapt to your individual class/students) and technology tools that pair with these kinds of learning goals. We recommend asking students to work in small groups when using technology to encourage collaboration.

Sample Learning Goals

- Retell the Passover story with an understanding of “who, what, where, when, and why”
- Apply knowledge learned about the Passover story by reimaging the Passover story happening to you in today’s world. What would this look like?
- Interpret the meaning of a piece of Jewish text (i.e., from the *Haggadah*); share the interpretation through an illustration of how the text applies to life today
- Apply themes of Passover by imagining what a conversation would have been like between any two people in the Passover story
- Connect the theme of freedom to daily life by sharing an example of how you have either struggled to be free from something or have experienced freedom in your daily life
- Illustrate and describe the Ten Plagues from the perspective of an Egyptian and an Israelite; include how each Plague was experienced by each person; then, imagine yourself as one of them and share personal reflections



Storytelling with Tech – Passover Edition

Tech Tool	Basics	Features	Get Started with a Tutorial
 Strip Designer http://www.mexircus.com/Strip_Designer/index.html	\$2.99 iPad, iPhone only	<ul style="list-style-type: none">• Create original comic strips• Take pics to add and/or add from camera roll• Add text balloons• LOTS of editing features• Share via email or to photo album	Strip Designer Tutorials
 Toontastic http://www.launchpadtoys.com	Free iPad only	<ul style="list-style-type: none">• Draw, animate, narrate, and record your own cartoon• Template backgrounds and characters available, or make your own• Includes audio directions to guide students through story creation process• Share via link/email	Toontastic Overview (Tutorial is built into the app.)
 Book Creator http://www.redjumper.net/bookcreator/education/	Free, for one book \$4.99, for unlimited books iPad and Android	<ul style="list-style-type: none">• Create your own eBook with music, narration and video• Lots of style choices• Share finished books via email, Dropbox, or in iBooks/iTunes	Book Creator Overview – iPad Book Creator Overview - Android